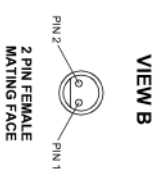
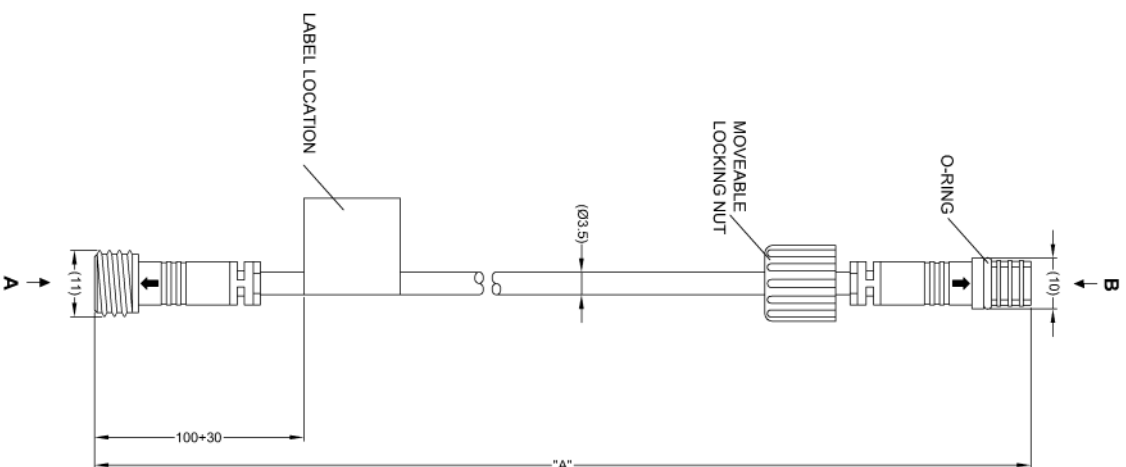
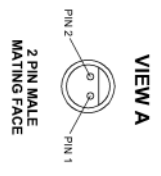


PART NO.	STOCK CODE	LENGTH (A)	TOLERANCE
UDS-4.5SC	#3720	4.5M	± 50MM
UDS-2.5SC	#3719	2.5M	± 50MM



PIN #	WIRE COLOUR	DESCRIPTION
1	BLACK	GND
2	RED	SENSOR SIGNAL



PIN #	WIRE COLOUR	DESCRIPTION
1	BLACK	GND
2	RED	SENSOR SIGNAL

NOTES:

1. DIMENSIONS IN MM.
2. INTERNAL CABLES SHOULD BE ONE CONTINUOUS LENGTH BETWEEN CONNECTORS.
3. ALL INTERNAL CABLES SHOULD BE A MINIMUM OF 24 AWG.
4. FOR LABEL REFER TO LATEST REVISION OF DRAWING BE-001561-XX-1 1.

PROPRIETARY NOTICE
 THIS DESIGN AND TECHNICAL INFORMATION APPEARING ON THIS DRAWING IS THE PROPERTY OF BRIGADE ELECTRONICS, AND IS DISCLOSED IN CONFIDENCE. IT IS NOT TO BE COPIED, REPRODUCED, REVEALED TO OR EXPLOITED BY OTHERS, EITHER IN WHOLE OR IN PART WITHOUT THE EXPRESS WRITTEN CONSENT OF BRIGADE ELECTRONICS.

Revision Notes.		
Checked By:	Approved By:	Date Released:

BRIGADE
 www.brigade-electronics.com

Assembly PI Approval LEE QG - 19/07/2011	Approved by DKERAL	Checked by M/POTTER	Drawn by M/BUTLER
Angle of Projection Third Angle	Units mm	Scale N/A	Released 01/08/2011
Status RELEASED	Stock Code #3720 & #3719	UDS-X.XSC	
		BE-001542-00-11	